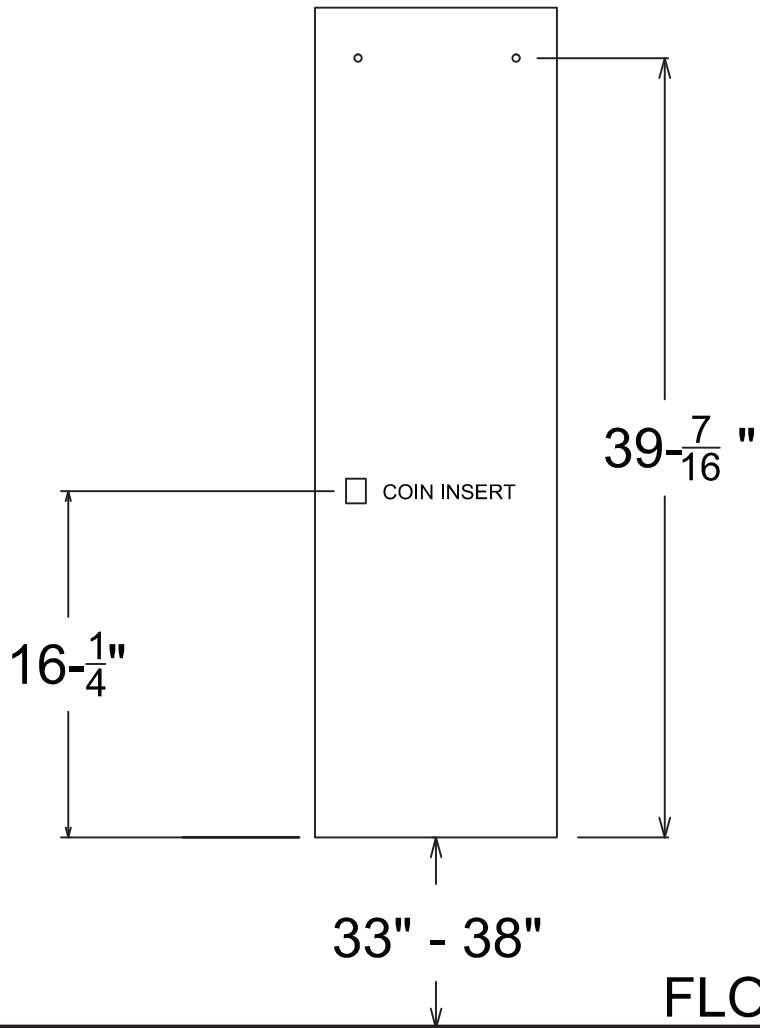
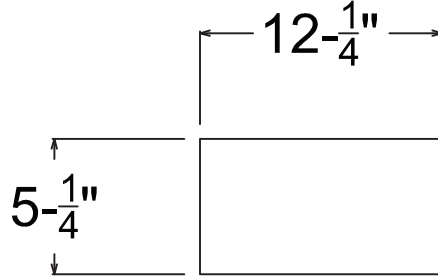




# Diaper Vending Machine

**Model 399-D**  
Electronic



For Recessed Diaper Vending Machine:  
Provide Wall Opening  
Height: 42 1/2"  
Width: 13"  
Order Part #2100-57D

# Diaper Vending Machine

**Model 399-D**  
Electronic

## Materials:

Cabinet & door brushed stainless steel. Interior components galvanized steel. May be recessed and finished with optional trim flange (part #2100-57D).

## Operation:

The shelves of the Diaper Vender are easily reset by running the index finger up the right side of the shelves from bottom to top. If not fully loaded use only the upper shelves. The top shelf has an automatic empty rod that will cause the coin mechanism to reject and return all inserted coins when the vender is empty. The vender will be factory set to vend at \$1.00.

## Installation:

To insure proper installation and compliance to building codes, it is recommended that a qualified person or carpenter perform the installation of the unit. The Diaper Vender meets ADA regulations when properly installed. Refer to Federal Register, Volume 56, No. 144 28 CFR Part 36.

The vender can be mounted on a vertical surface without removing any part of the unit. Any standard fastener not larger than 3/8" diameter can be used depending on the type of wall. Fasteners not included. The wall section selected for installation should be sturdy.

The top two fasteners should be loosely installed in the wall with the heads of the fasteners projecting approximately 1/4". Raise the top shelf of the magazine into its vend position to expose one of the two top mounting holes in the back of the cabinet. The keyhole shape of the mounting holes will permit you to hang the cabinet on the top two fasteners. While in this unsecured position, mark the bottom two mounting holes on the wall and remove the cabinet to allow easier access for drilling the holes needed for the lower fasteners. Install the bottom two fasteners and secure the cabinet to the wall using washers under the heads of all fasteners.

## Specification:

Diaper vender shall be durable stainless steel cabinet. Unit shall have a 24-diaper pack capacity and an adjustable coin mechanism. Unit shall be backed by manufacturers 1-year limited warranty on materials and workmanship. Unit shall be manufactured in the USA.

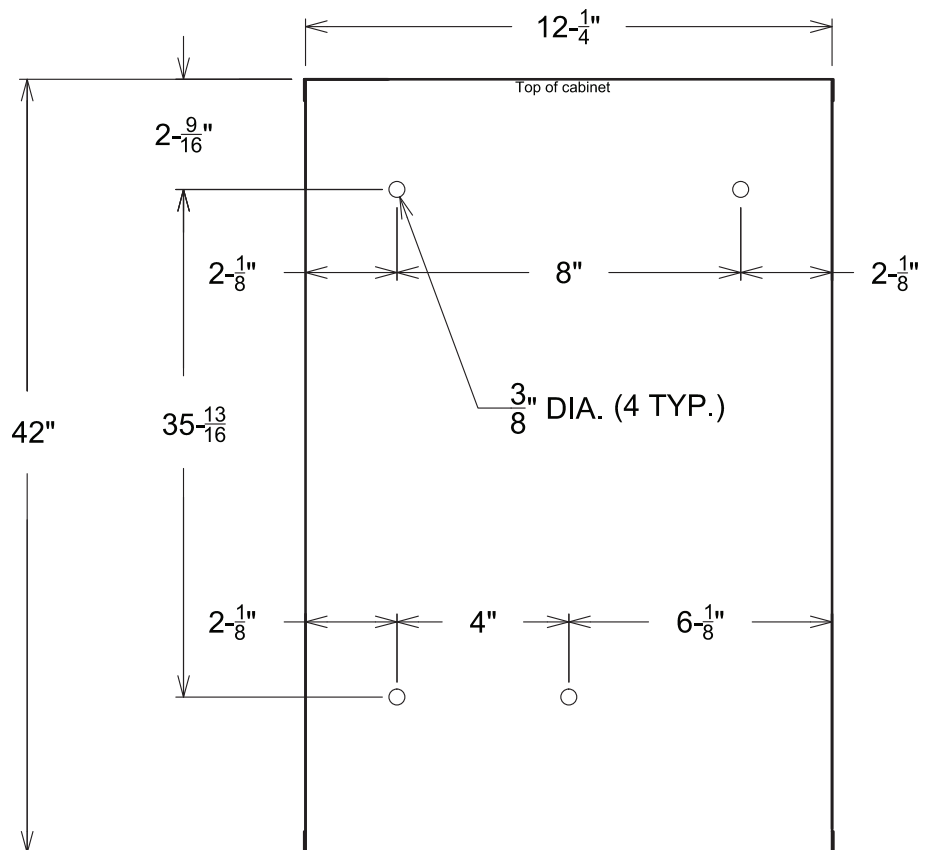
Always consult local and national codes for proper installation guidelines. Conformity and compliance to local and national codes is the responsibility of the installer.

The illustrations and descriptions herein are applicable to production as of the date of this technical data sheet. The manufacturer reserves the right to make changes and improvements in designs and dimensions without notice.

Revised 05/2011

© 2011 by Laurel Metal Products

Page 2 of 2



**Cabinet Back Panel Diagram**